




ORBIT

PS4 Wireless Controller

Welcome to the Blackstar universe!



Set-up & Usage

Pairing the controller to PS4

To pair the Blackstar Orbit controller to your PS4, simply connect the micro-USB cable to the controller via the charging port **15** and your PS4. Then turn on your controller with the HOME **9** button.

The device will now automatically be paired to this PS4 device, and automatically connect wirelessly to your PS4 the next time you start the controller.

Please note that to connect your controller to another PS4 device you simply repeat this process on the new PS4 device.

Connecting the controller to a PC

To use the Blackstar Orbit controller with a PC, simply connect the micro-USB cable to the controller via the charging port **15** and your PC. Then turn on your controller with the HOME **9** button.


Please note that Blackstar Orbit will only work on a PC via the micro-USB cable. Not wirelessly.

Charging

To charge the Blackstar Orbit controller, simply connect the micro-USB cable to the controller via the charging port **15** and your PS4 or PC.

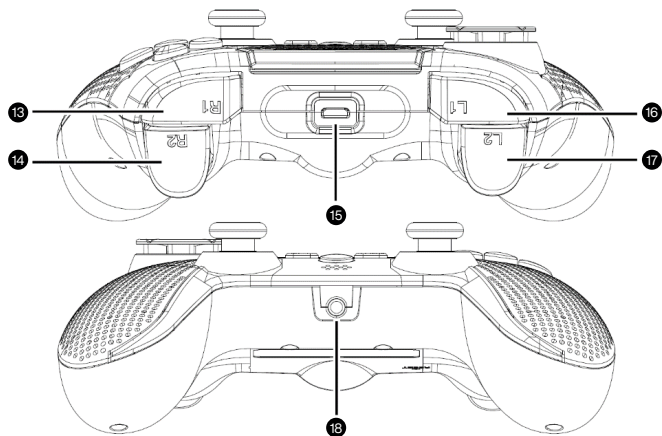
Please note that the charging device (PS4 or PC) must be powered ON in order to be able to charge your Blackstar Orbit controller.

Controller Layout



- | | | | |
|----------|-------------------------|-----------|--------------------------------|
| 1 | D-pad | 7 | Right Analog Stick & R3 Button |
| 2 | Left Analog & L3 Button | 8 | Share Button |
| 3 | Triangle Button | 9 | Home Button (Power ON/OFF) |
| 4 | Square Button | 10 | Built in Speaker |
| 5 | Circle Button | 11 | Options Button |
| 6 | X Button | 12 | Touch Pad |

Controller Layout



- | | |
|-----------------------------------|---------------------------------------|
| 13 R1 Button | 16 L1 Button |
| 14 R2 Trigger-Button | 17 L2 Trigger-Button |
| 15 Pairing / Charging Port | 18 3,5mm Audio-Jack (PS4 Only) |

Specifications

Battery Capacity	500mAh (Litium)
Operating time	3-5h
Charging time	~2h
Weight	282g

Troubleshooting

My controller won't connect to my PS4

Please make sure that the controller is properly connected to your PS4 and that the controller is powered ON.

If the controller still won't connect properly, please power of your controller, and press the reset button with a small pin. The Reset button is located on the backside of the controller. Then repeat the Pairing process from the start.

My Audio Jack is not working (PS4 Only)

Please make sure that the settings on your PS4 are correct. And that any potential volume controller or mute button on your headset cable aren't turned all the way down or muted.

My Controller does not work with PC

Please make sure that the controller is connected to a working USB port and that the controller is turned on. The Blackstar Orbit controller should appear as "Wireless Controller" under Devices & Printers

Please note that if the controller is out of batteries it takes a while for the low power PC USB-ports to charge the controller to a point where it can be used while charging.

Warning & Other

English

Product contains a Lithium Battery

Deutsch

Das Produkt enthält eine Lithium-Batterie

Swedish

Produkten innehåller litiumbatterier

Italiano

Il prodotto contiene una batteria al litio

Norwegian

Produktet inneholder et litiumbatteri

Spanish

Il prodotto contiene una batteria al litio

Finish

Tuote sisältää litiumpariston

After the implementation of the European Directive 2012/19/EU in the national legal system, the following applies:


Electrical and electronic devices may not be disposed of with domestic waste.

Consumers are obliged by law to return electrical and electronic devices at the end of their service lives to public collecting points set up for this purpose or point of sale. Details to this area are defined by the national law of the respective country. This symbol on the product, the instruction manual or the packaging indicates that a product is subject to these regulations. By recycling, reusing the materials or other forms of utilizing old devices, you are making an important contribution to protecting our environment.





Taking your gaming experience to another dimension.

A large, glowing blue sphere with a gradient from light blue to dark blue, partially visible in the bottom right corner of the image.